

GIS Market Update

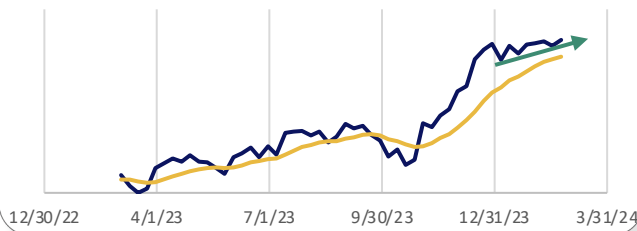
February 29, 2024



UPDATE NOTES: The graphs below are weekly basis, total return graphs. The moving average in the graphs is not a signal line, it is a reference line only. The green trendlines illustrate the most recent short-term trends.

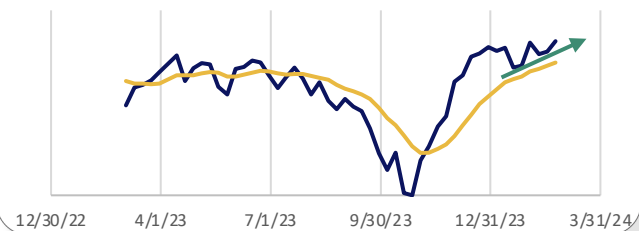
Corporate High Yield (HY) Bonds: Corporate high yield bonds have continued to drift higher for the second month in a row. While HY bonds can act like either stocks or bonds they have recently been acting mostly in sympathy with the stock market. The strength in HY bonds also suggests there is little financial stress in the corporate economy. This bodes well for stocks and HY bonds, but not so well for interest rates in general. **Our Corporate HY bond model is in an offensive mode fully invested in corporate HY bonds until a new sell signal is generated.**

Lipper Corporate High Yield Bonds



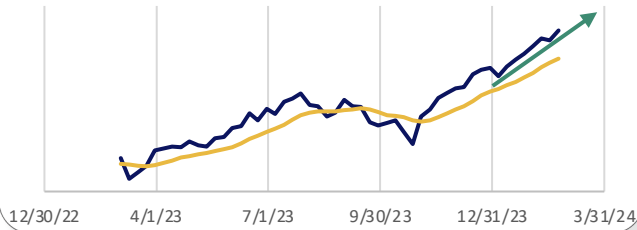
Muni High Yield (HY) Bonds: Muni high yield bonds have been holding relatively steady and, like corporate HY bonds, drifting higher along with HY corporate bonds. HY Muni bonds moving higher along with corporate HY bonds is constructive for both HY markets as well as stocks. The strength in HY bonds is largely due to the strength in the economy rather than the expectation of lower interest rates. **Our Muni HY bond model is now in an offensive mode fully invested in muni HY bonds until a new sell signal is generated.**

Nuveen Muni High Yield Bonds



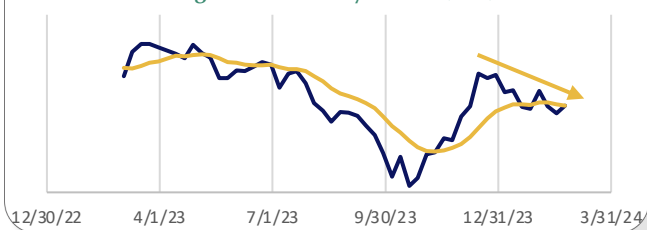
S&P 500: The stock market environment model we use in our Reversal strategy is in a bullish, or offensive mode. This means we trade in full-size positions in both Treasuries and stocks. It also means we trade with a longer time horizon. While our models have been bullish for most of 2024, we stand prepared every day for market conditions to change as they regularly do. The trend has been our friend for many weeks. But, we will follow our models when market conditions change. **Our Reversal Model is in an offensive mode invested in stocks and trading in full-size positions.**

S&P 500 (SPY)



Treasury Bonds: Treasury bonds rallied off their low in anticipation of, or hopes that the Fed was on the verge of lowering interest rates. Since then, confidence in this course of action by the Fed has waned. As a result, treasury bond yields have gone up and prices have gone down. At this time treasury bonds are declining as the treasury bond market struggles to find the right level for the current Fed interest rate policy. **Our Reversal Model is in an offensive mode and currently favors stocks over bonds in full-size positions.**

Long Term Treasury Bonds (TLT)



Global Investment Solutions, LLC

Market commentary and update as of the market close 2/29/2024

READ MORE
GIS MARKET UPDATES

Questions? Connect with us:

949-660-7960

Roger@globalinvestsolutions.com

www.GlobalInvestSolutions.com